

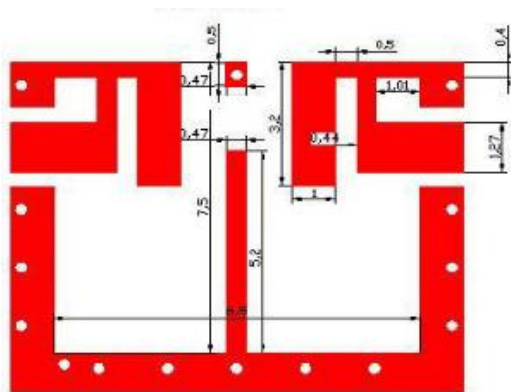
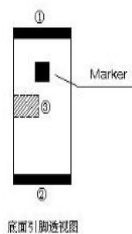
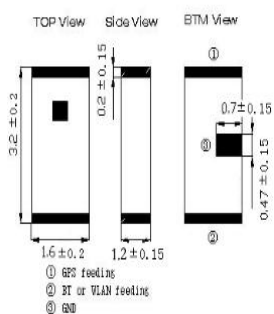
**Product**

**LA31GPS2450-A38**

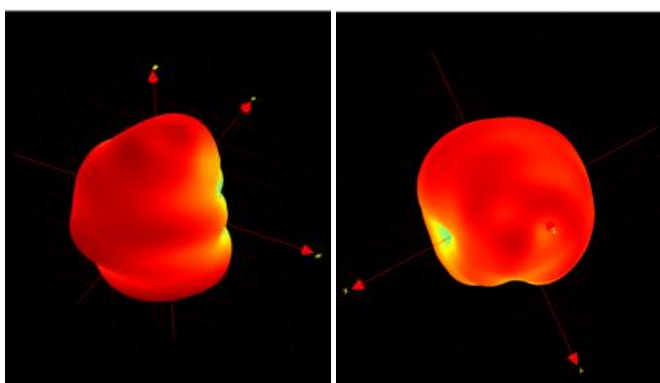
**Specification**

<b>Frequency Range</b>	1565MHz~1585MHz/2400MHz ~ 2500MHz
<b>V.S.W.R</b>	≤2.0
<b>Impedance</b>	50Ω
<b>Gain</b>	1.21dBi /3.18dBi
<b>Azimuth</b>	Omni-directional
<b>Polarization</b>	Linear
<b>Impedance</b>	50 Ω
<b>Azimuth Beam width</b>	Omni-directional

**Dimension ( mm )**



**Performance**



1575MHz

2450MHz

**Test Graph**

